

Fun With Language

Book 1 Part 1



Easy Path Series

Revised Edition 2004



Ministry of Education, Guyana

FUN WITH LANGUAGE

BOOK 1

PART 1

REVIEWED BY:

Barbara Morgan
Purity Li
Evadne Williams

WRITING TEAM:

Landomae Fraser
Florence Sukhdeo
Megan Richmond
Esther Ramchurjee
Imelda Vellozo

SUBJECT SPECIALIST:

Ingrid Barker

ILLUSTRATORS/COVER DESIGN:

Maylene Duncan
Ainsworth McKend

COPYEDITING/PROOFREADING:

Bibi Shariman Ali
Denise Willimas Dummett

LAYOUT:

Solomon Baksh

A GOG/IDB Primary Education Improvement Programme

Easy Path Series

NOT FOR SALE

ACKNOWLEDGEMENTS

The Ministry of Education wishes to acknowledge the work done by the following persons who were involved in the production of the first edition:

Landomae Fraser
Florence Sukhdeo
Megan Richmond
Esther Ramchurjee
Imelda Velloza
Beryl Valentine
Purity Li
Janet Duport
Jean Bovell
Dr. Sybil James
Jennifer Anderson
Fitzroy Marcus

The work of the following persons who were involved in the production of the second edition is also acknowledged:

Barbara Morgan
Purity Li
Evadne Williams
Bibi S. Ali

* * * * *

© 2004 Ministry of Education, Georgetown, Guyana

All rights reserved. No part of this publication may be reproduced, stored in a retrieval system or transmitted in any form or by any means without the prior permission of the copyright owner.

Published by the Ministry of Education
Georgetown, Guyana

Printed by Zenith Services Ltd.
Trinidad and Tobago.

Revised 2004

CONTENTS

	Page
1. The Family	1
2. The Child in the Family	6
3. Helping at Home	11
4. My Friends	16
5. Fun at School	21
6. Care of the Body	26
7. At the Beach	31
8. Our School	36
9. Doing Things	41
10. Christmas	46
Looking Back	51

Unit 1 The Family

Lesson 1

Look at the picture.


Listen to the rhyme — **The Family** on page 53.



Talk about this family.

Lesson 2

Look at the picture.
Talk about the picture.



What do the bears say?

I am



I am



I am



Lesson 3

Look at the picture.

Listen to the story — **Patty Pineapple** on page 54.




Read the words.

I am



Lesson 4

Look at the picture.
Talk about the picture.



Peter Pumpkin

Read the sentence.

I am



Lesson 5

Review

Look at the pictures.
Talk about the pictures.
Read the sentences.



I am Father.



I am Mother.



I am Peter.



I am Pat.

Unit 2

The Child in the Family

Lesson 1

Look at the pictures.

Listen to the rhyme — **I Am A Little Boy or Girl.**



boy

I am a little boy
I have a spinning top
I can make it hum and
I can make it hop.





girl

I am a little girl
I have a little doll
I take her for a walk
I wish that she could talk.

Lesson 2

Look at the pictures.

Listen to the rhyme — **Animal Sounds.**



What does each animal say?

Lesson 3

Look at the picture.
Talk about the picture.



Read these words.


three

little

pigs

Lesson 4

Look at the picture.
Talk about the picture.



What does the big wolf say?
What does the little pig say?


Lesson 5

Review

Look at the pictures.
Talk about the pictures.
Read the sentences.



I am a big girl.
I am a little girl.



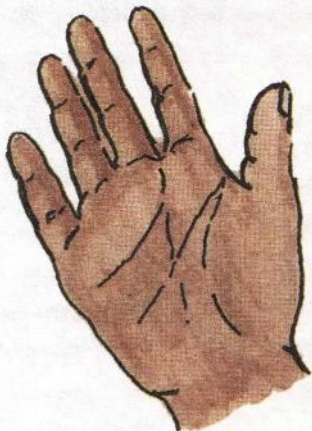
I am a big boy.
I am a little boy.

Unit 3

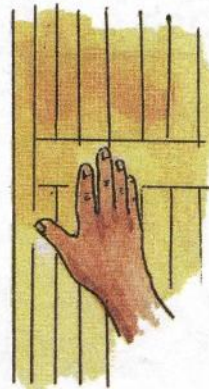
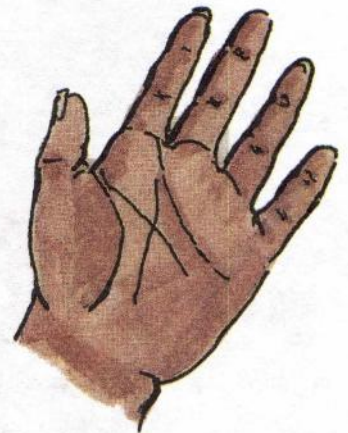
Helping at Home

Lesson 1

Listen to the rhyme — **Our Hands.**




See my hands?
Yes, I have two.
Here are some things
My hands can do.




What can your hands do?

Lesson 2

Look at the pictures.
Talk about them.



wash



water

Read these words.

wash


plates

water

plants

Lesson 3

Look at the pictures.
Talk about them.



sweep



feed

Read these words.

sweep


house

feed

chickens

Lesson 4

Look at the picture.
Talk about it.



Read this sentence.

The family works at home.

Lesson 5 Review

Read these words.

sweep

feed

water

wash

Read these sentences.

1. I **sweep** the house.



2. I **wash** the dishes.



3. I **feed** the chickens.



4. I **water** the plants.



Unit 4

My Friends

Lesson 1

Look at the picture.

Talk about the picture — **Mr. Burton and His Friends.**





Read these words.

my

friends

Lesson 2

Read the names.



Read each question.
Answer the questions.


Where is Juanita's name?	Juanita's name is 1. on her book 2. on her name card. 3. on her bag.
Where is Candace's name?	Candace's name is 1. on her book. 2. on her name card. 3. on her bag.

Lesson 3

Listen to the rhyme — **My Friends.**




We play together
In the sun and rain,
Sometimes we quarrel too.
I love my friends,
They love me too
In spite of what we do.



Lesson 4

Look at the picture.
Talk about the picture.



Read these words.

new

friends


Lesson 5 Review

Talk about the pictures.
Read the sentences.



Fiona

I am Fiona.
My friend is Fred.



Fred

I am Fred.
My friend is Fiona.

Unit 5

Fun at School

Lesson 1

Talk about the pictures.



Read this sentence.

Seeta is at School.

Lesson 2

Look at the picture.
Talk about it.



Read this sentence.

Seeta is happy.

Lesson 3

Look at the picture.
Talk about it.




Read these sentences.

Seeta is at the table.
She is at the table with her friends.

Lesson 4

Look at the pictures.
Talk about them.
Read the sentences.



Seeta is happy.
She is in the ring.



Seeta is happy.
She is under the tree.





Seeta is happy.
She is with her friends.

Lesson 5

Review

Talk about the pictures.

Point to the children with **happy** faces.



Read these sentences.


Seeta is at work.
She is happy.

Unit 6

Care of the Body

Lesson 1

Look at the picture.
Talk about it.



Read these words.

Bob

bathes

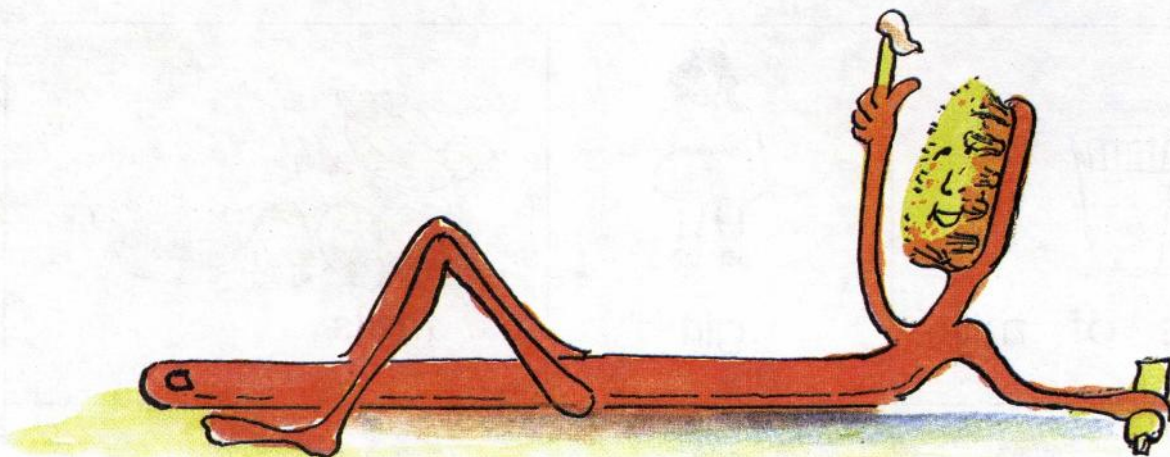
bathroom

Read this sentence.

Bob bathes in the bathroom.

Lesson 2

Look at the picture.
Talk about the picture.



Listen to the rhyme — **Mr. Toothbrush.**

You brush my teeth
And keep them shine.
I eat no sweets
So all is fine.
You do your job both day and night.
Mr. Toothbrush with your bristles bright.

Read these words.

toothbrush

brushes

teeth

Lesson 3

Look at the pictures.
Read the words.



glass of milk



girl



fruits



boy



eggs

Read these sentences.

1. The




eats



2. The



eats



3. The



drinks a



Lesson 4

Talk about the pictures.

Read the sentences.



I wash my hands.



I comb my hair.



I eat my food.



I brush my teeth.

Listen to the song — **This is the Way.**

This is the way I wash my hands
This is the way I comb my hair
This is the way I eat my food
This is the way I brush my teeth
Early in the morning

Sing the song.

Read this sentence.

We wash our hands.


Lesson 5 Review

Read these sentences.


1. I drink a glass of milk.



2. I eat fruits.



3. I comb my hair.




Unit 7

At the Beach

Lesson 1

Look at the picture.
Talk about the picture



Read this sentence.


This is a beach.

Lesson 2

Listen to the rhyme — **The Sea.**

Here you will find the deep blue sea,
This is a boat and this is me.
All the bright fishes down below,
Wiggle their tails and off they go.

Talk about the picture.




Read this sentence.

This is the sea.

Lesson 3

Look at the pictures.
Read the name of each picture.



shell



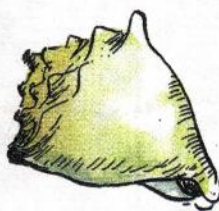
boat



sea

Read these sentences.

This is a



This is a




This is the



Lesson 4

Talk about the pictures.
Read the sentences.



This is a shell.



That is a boat.



This is the sea.




That is a boy.

Lesson 5 Review

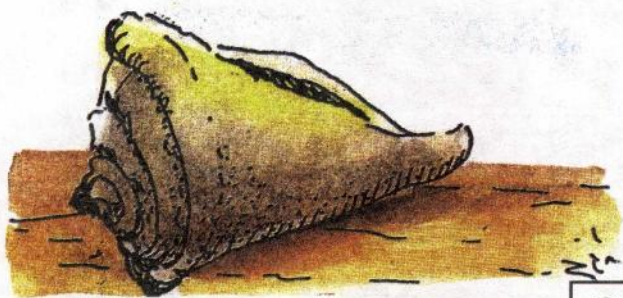
Choose the words to match the pictures.



shell



boat



sea




beach

Unit 8

Our School

Lesson 1

Talk about the picture.




Read this sentence.

This is a big school.

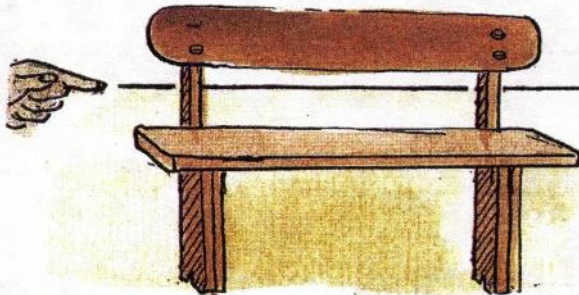
Lesson 2

Talk about the picture.




Read these sentences.

This is a big



That is a little



Lesson 3

Talk about the picture.

Listen to the rhyme — **School.**

I like to come to school.
I like my teacher too.
I learn the golden rule
I must be kind and true.




Read this sentence.

This is my teacher.

Lesson 4

Look at the picture.
Talk about the picture.






Read this sentence.

This is my school.





Lesson 5 Review

Look at the pictures.

Choose the words that match the pictures.

	1	bench
	2	desk
	3	table

Read these sentences.


This is a school.	
This is a bench.	
This is a desk.	
This is a table.	

Unit 9

Doing Things

Lesson 1

Talk about the picture.
Say what the girl is doing.




Read these sentences.

Jenny is sweeping.

She is sweeping.

Lesson 2

Talk about the picture.
Say what the boy is doing.



Read these sentences.

Jason is eating.

He is eating.

Lesson 3

Say what the children are doing.




Read these sentences.

The children are marching.

They are marching.

Lesson 4

Talk about the picture.
Say what the girl is doing.



Read these sentences.

The girl is painting.

She is painting.

Lesson 5 Review

Read these words.

marching


eating

Choose the sentences which match the pictures.



1

The boy is eating.



2

He is marching.

Unit 10 Christmas

Lesson 1

Talk about the picture.

Listen to the rhyme — **Santa Claus** on page 53.




Read these words.

Santa Claus

Lesson 2

Talk about the picture.



Read this sentence.

Santa Claus is sharing gifts.

Lesson 3

Talk about the picture.




Read the sentence.

The children are putting gifts under the Christmas tree.

Lesson 4

Talk about the picture.



Read these sentences.

1. The boy is playing with a



2. The girl is playing with a



Lesson 5 Review

Read these sentences.

Here is



He shares



at

Christmas.

Girls like



Boys like



Looking Back

What do the children say?



Draw yourself.

Copy and complete these sentences under your drawing.

I am a _____.

My name is _____.

Complete the sentences with one of the words from the brackets.

1. I _____ Bob. (**am, is**)

2. My name _____ Fiona. (**am, is**)

3. I _____ the house. (**sweep, sweeps**)

4. Seeta _____ happy. (**is, are**)

5. The girl _____ fish. (**eat, eats**)

Say the rhymes with your teacher.

The Family

This is the mother short and stout
This is the father with children all about.
This is the brother tall as you see.
This is the sister with a doll on her knee.
This is the baby still to grow.
This is the family all in a row.

Santa Claus

Santa Claus is here,
With toys for those who care.
Isn't it fun
To skip and run
With a truck, a doll or a teddy bear?

Draw Santa Claus and write his name.

Can you read the story with your teacher?

Patty Pineapple

I am Patty Pineapple. I live on Mr. Peter's farm.

I am very good for you. Many children like me because I am sweet and juicy.

If you eat me I will make your skin smooth.

Today I am big and ripe. I am sure Mr. Peter's wife will pick me.

She will make some pineapple salad, some pineapple drink and some pineapple jam.

Which one do you like?

Do you like this story?

Draw the part of the story you like best and write a sentence about it.

Can you read these words?

am

family

play

baby

father

put

bathe

feed

sea

bathroom

fish

school

beach

friend

shell

bench

fruit

sweep

boat

gift

table

Christmas

gifts

teacher

desk

girl

teeth

drink

happy

toothbrush

eat

march

that

eats

marching

this

eating

milk

tree

egg

mother

wash

eggs

my

water

NOT FOR SALE

Fun With Language is a carefully structured and graded series of six books. The series covers specific aspects of the basic primary school language arts programme and ensures a steady progress at each level. It provides stimulating activities to develop the child's ability to communicate effectively.

FUN WITH LANGUAGE BOOKS 1 and 2

are designed to lay the foundation for communication competence.

The books reflect the experiences to which children can relate and the vocabulary they normally use.

Provision is also made for adequate skill practice which will enable the learners to acquire the grammatical structures and sentence pattern of the target language, English.

NOT FOR SALE
PRINTED FOR THE MINISTRY OF EDUCATION
GOVERNMENT OF GUYANA