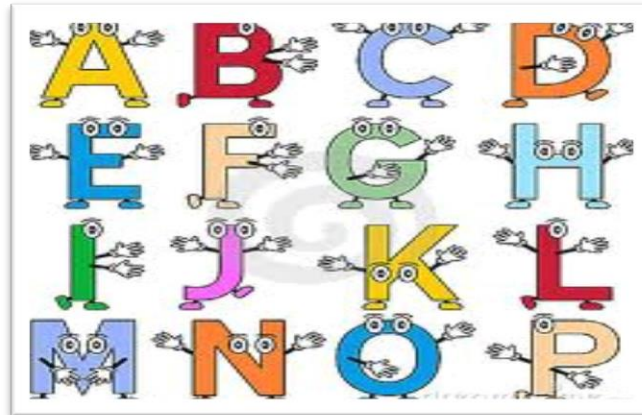


# Ministry of Education

## Nursery Assessment Booklet



### Year I (Literacy)

Name of School.....Nursery

Name of Child.....

Name of Teacher.....

Date: From Sept.....to July.....

## To the Teacher

The Assessment Booklet and checklist are designed and modified to assess the child's level of attainment of the pre-requisite Literacy and Numeracy skills at the Nursery level.

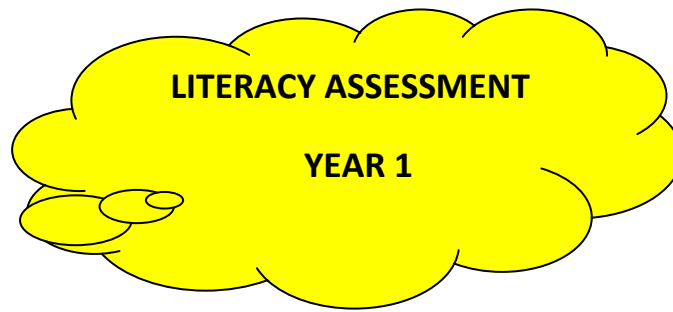
The booklet must be used on the fourth week of every month with every child. A checklist is inserted at the back of this booklet where the teacher will record the child's progress. If the child completes the task successfully, then the child will be checked as **ATTAINED**. If the child completes the task partially (over 50%), the child will be checked as **IN PROGRESS** on the checklist; while the child who fails to complete over 50% of the task will be checked as **NOT ATTAINED**.

Teachers are asked to check the child progress of that task until he/she completes it successfully. This should not be done on one day, but over a period of time, after a number of strategies have been tried in teaching the concept.

This booklet must be completed over a one-year period.

Regards,

Ingrid Trotman  
ACEO (N)



**Compiled and arranged according to the standards of the Nursery Education  
Programme by:-**

Ingrid Trotman	Asst. Chief Education Officer (N) Ministry of Education
Penelope George	Head Mistress (G) Liana Nursery
Liza Ryce	Head Mistress (G) Roxanne Burnham Nursery
Abeeda Ali	Head Mistress (G) Clonbrook Nursery

**Assisted by:-**

Herbert Grandison	Head, Inspectorate Unit (MERD) Ministry of Education.
-------------------	---

**Typeset by:-**

Yolanda Trotman

**NOT FOR SALE**

Copyright@ Ministry of Education. 21, Brickdam Stabroek Georgetown. Guyana

[www.education.gov.gy](http://www.education.gov.gy)


2013

## NURSERY ASSESSMENT (LITERACY YEAR I)

**Builds oral vocabulary independently.**

### **Instruction for Administration:**

1. What is your name? ( My name is.....)
2. Draw yourself in the box.
3. Write your name below. (if he/she cannot write, teacher writes ) Trace the word.

A large, empty rounded rectangular box with a thin black border, intended for a child to draw themselves and write their name.

## NURSERY ASSESSMENT (LITERACY YEAR I)

### Polite Conventions

#### Instruction for Administration:

1. Ask the child to describe what is happening in each of the pictures.
2. What do you think Ana is saying in the second picture?



## NURSERY ASSESSMENT ( LITERACY YEAR I)

**Demonstrates grade or age appropriate receptive and expressive language skills.**

### **Instruction for Administration:**

1. Look at the picture. Answer the question -

Where do you think the children are going?

(expected response- They are going to school.)






## NURSERY ASSESSMENT (LITERACY YEAR I)

### Identifies Likenesses and Differences

#### Instruction for Administration:

1. Look at the picture.
2. Point to the picture that is different in each row




## NURSERY ASSESSMENT (LITERACY YEAR I)

### Identifies Likenesses and Differences

#### Instruction for Administration:

1. Look at the picture.
2. Point to the pictures that are alike in each row.






## NURSERY ASSESSMENT (LITERACY YEAR I)

Scans from left to right.

**Instruction for Administration:** Trace along the dotted lines.



## NURSERY ASSESSMENT (LITERACY YEAR I)

**Recognises his/her own name in print.**

**Instruction for Administration:**

( Place four name cards on the table. The child's name should be one of the cards.)

1. Select your name card.




Carol

## NURSERY ASSESSMENT (LITERACY YEAR I)

**Identifies Likenesses and Differences in sounds. (rhyming sounds)**

**Instruction for Administration:**

1. Say the names of the pictures. **(picture fluency)**
2. Point to each picture, say the name and give another word which rhymes with the same sound. E.g hat.....bat



## NURSERY ASSESSMENT (LITERACY YEAR I)

**Identifies Likenesses and Differences in sounds. (ending sound)**

**Instruction for Administration:**

1. Say the names of the pictures. **(picture fluency)**
2. Point to the pictures which end with the same sound.




## NURSERY ASSESSMENT (LITERACY YEAR I)

**Identifies Likenesses and Differences in sounds. (beginning sounds)**

**Instruction for Administration:**

1. Say the names of the pictures. **(picture fluency)**
2. Point to the pictures which begin with the same sound.




## NURSERY ASSESSMENT (LITERACY YEAR I)

**Identifies Likenesses and Differences in sounds. (Beginning sounds)**

**Instruction for Administration:**

1. Say the names of the pictures. **(picture fluency)**
2. Point to each picture, say the name and give another word which begins with the same sound.



## NURSERY ASSESSMENT (LITERACY YEAR I)

**Readily identifies 10 - 15 letters out of sequence.**

**Instructions for Administration:**

Read the letters from left to right in each row.

<b>a</b>	<b>E</b>	<b>b</b>	<b>O</b>
<b>C</b>	<b>f</b>	<b>q</b>	<b>D</b>
<b>r</b>	<b>N</b>	<b>A</b>	<b>m</b>

## NURSERY ASSESSMENT (LITERACY YEAR I)

Identifies sequence of events in simple stories

Instructions for Administration:

1. Look at the pictures.
2. Tell the story





## NURSERY ASSESSMENT (LITERACY YEAR I)

### Writing Conventions of Standard English

#### Instructions for Administration:

1. Look at the pictures
2. Read the word (picture reading)
3. Trace/copy the word.



**boy**

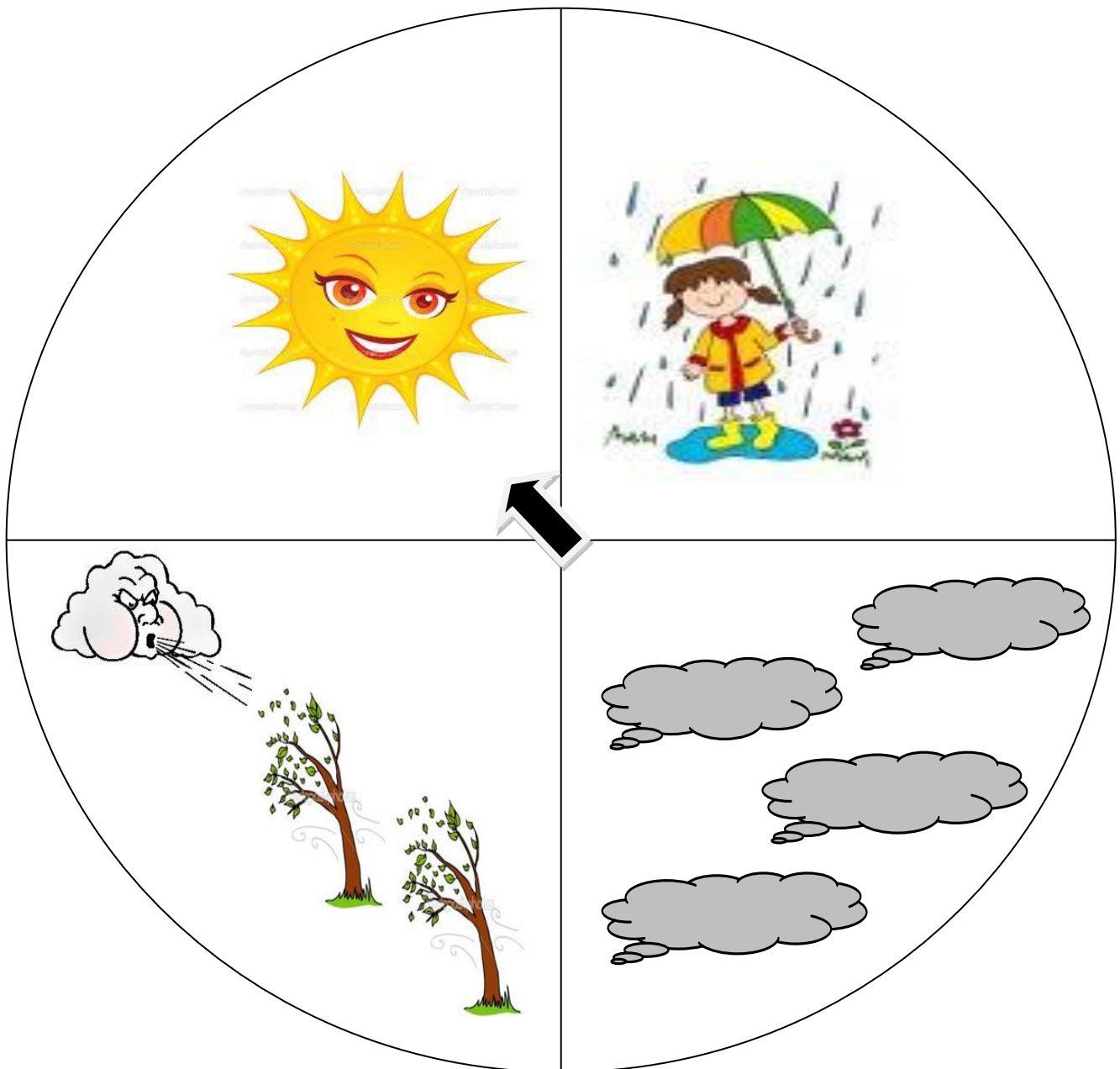
**girl**

## NURSERY ASSESSMENT (LITERACY YEAR I)

**Locates and interprets information on a calendar, simple chart or pictograph.**

### **Instructions for Administration:**

1. Look at the Weather Chart.
2. Answer the question - What kind of weather is it today?  
(Expected answer- "Today is a sunny day.")
3. Fix the Weather Chart to show the type of weather condition.



# Nursery Year 1

## OBSERVATIONAL CHECKLIST (Revised April 2011)

**AGES: 3 YEARS 9 MONTHS- 4 YEARS 9 MONTHS**

Literacy Development	A	NA	IP
<b>Standard 1</b>			
<b>Listening /Speaking</b>			
Listens to and follows two-step oral directions			
Listens to short stories			
Listens and identifies environmental sounds			
Knows their name			
Tells age			
Tells sex			
Tells address			
Tells parents' names			
Speaks in 3-5 word sentences			
Speaks using standard English			
Answers questions			
<b>Standard II</b>			
<b>Concepts of print and phonemic awareness</b>			
Identifies rhyming sounds			
Identifies beginning sounds			
Follows print from left to right			
Recites nursery rhymes, finger plays			
Sings alphabet and other songs			

<b>Standard III Word Analysis, Fluency and Vocabulary Development</b>	A	IP	NA
Identifies 10-15 letters of the alphabet			
Matches individual letters to name			
Matches individual letters to words			
<b>Standard IV Reading comprehension</b>			
Retells a familiar story			
Talks about his drawings			
Talks about his paintings			
Recognizes own name in print			
Handles books and turns pages correctly			
Predicts what will happen next and justifies			
Relates story to real life experiences			
Reads picture-word cards			
Reads picture-word books			
<b>Standard V Writing conventions</b>			
Draws people or/and objects			
Holds a pencil correctly			
Paints people/objects			
Pretends to write on his/her own			
Traces name/words			
<b>Standard IV Research and study</b>			
Reads labels in classroom			
Reads Daily Chart			
Reads Weather Chart			

**Roraima Reader Series**

**Ministry of Education**

**[www.education.gov.gy](http://www.education.gov.gy)**

**21 Brickdam**

**Georgetown**

**Guyana**